

Economics

COLORADO'S Oil & Gas Industry...

1

Generates \$29.6B in Colorado

11% OF COLORADO GDP
 AVERAGING \$80.8M EVERY DAY

EQUAL TO THE

Combined

YEARLY GDP OF
 JAMAICA AND ICELAND



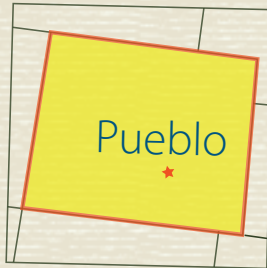
2

Furnishes 110,000
 Direct & Indirect Jobs
 with Average Salary
 of \$74,800/year

4.7% OF COLORADO WAGES

**Employee
 Base**

THE SIZE OF



3

Provides Royalties for
 600,000 Land Owners

FARM & RANCH STABILITY
 RETIREMENT
 COLLEGE TUITION
 RAINY DAY FUNDS
 HEALTH CARE



Stability

4

Accounts for 1/12 of Colorado
 Property Taxes

36.64% RESIDENTIAL
 23.3% COMMERCIAL
 4.4% VACANT LAND
 3.14% INDUSTRIAL
 0.89% AGRICULTURE
 0.55% PRODUCING MINES
 0.38% NATURAL RESOURCES

\$6.9 BILLION



PROPERTY TAXES
 FOR 1 AVERAGE WELL
 EQUIVALENT TO THAT OF

**\$1.4M
 House**

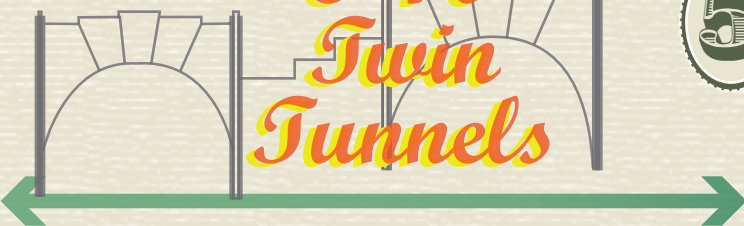


5

Provides \$682M/year to Schools
 & Other Public Entities

SCHOOL DISTRICTS
 EMERGENCY RESPONSE
 WATER & SANITATION
 PARKS & RECREATION
 LIBRARIES
 CEMETERIES

**I-70
 Twin
 Tunnels**



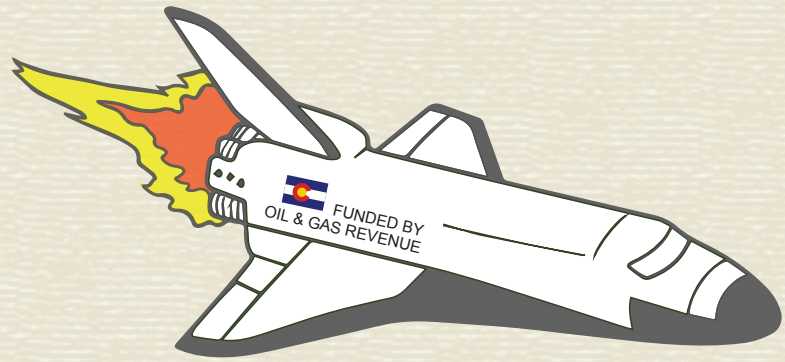
EQUAL TO 6 TUNNEL EXPANSIONS



Generates \$1.6B in Public Revenue

EQUIVALENT TO \$817 TAX REVENUE/HOUSEHOLD

- \$163M SEVERANCE
- \$600.7M PROPERTY TAX
- \$87.9M LEASES
- \$159.9M ROYALTIES
- \$100.6M PERSONAL INCOME
- \$14.9M CORPORATE INCOME
- \$4.7M COGCC TAX



ENOUGH TO FUND *Space Shuttle* COLORADO'S OWN



Produces Enough Natural Gas for All of Colorado Year-Round

COLORADOANS USE 25% OF WHAT IS PRODUCED IN-STATE

Self-Sufficiency



COLORADO PROUD: EXPORTING 75%



Staying Warm

WITH 43% LOWER HEATING BILLS




Lowers Energy Costs to Heat Colorado Homes

AVG PRICE 1MCF	
IN CO	= \$8.31
IN NEW ENGLAND	= \$14.67



Produces Enough Oil for Yearly Use of 2.2M People

50 YEAR OIL PRODUCTION RECORD DESPITE LOWERING NUMBER OF PERMITS



Experienced 40% Nationwide Job Growth During 2007-2012 Recession

COMPARED TO TOTAL U.S. PRIVATE SECTOR EMPLOYMENT INCREASE OF 1%



COLORADO OIL & GAS ASSOCIATION

FOR A COMPLETE LISTING OF ECONOMICS 101 INFO GRAPH RESOURCES, VISIT WWW.COGA.ORG

